


# Residence Hall Guide to Room Condition Reporting: Approved Damaged

- Note each of these images is an example of a charge billed upon checkout, not all damages are the same but this serves as a comparison for you as a resident to review the condition of your room. Ultimately your room should be left in the same condition as you found it when you checked in.
- In order to resolve room concerns, residents are advised to file a FixT request via <http://hrl.uncg.edu/services/fixt> HRL professionals will attend to the issue as soon as possible.



## Entryway





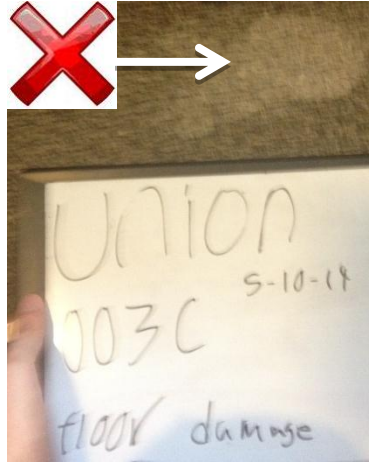
## Furniture –



**Furniture –**









Flooring & Carpeting



Windows



Walls



Please note that while Command Strips are a popular form of adhesive residents are expected to use caution when removing the strips from any wall or ceiling surface as they can remove paint from the area. Similarly any adhesive left on a surface for an extended period of time has a tendency to leave residue or remove paint when residents attempt to remove these adhesives. DO NOT USE TEXT STICKERS – they WILL damage the walls